



File was found and ready to download!

UPDATED 14 HOUES AGO

Fastest Source: **usenet.nl**

Click the **download button** and select one of the found **cloud sources**.

6.4



2865 VIEWS

Download

SECURE SCANNED

You need to log in before you can post comments.



Navigation



Registration




FAQ

[How To Install OpenVPN Server And Client With Easy-RSA 3 On CentOS 8](#)

```
[root@izbp16cdvzk4ribfwjca03Z EasyRSA-3.0.5]# ./easyrsa init-pki
Note: using Easy-RSA configuration from: ./vars
Using SSL: openssl OpenSSL 1.0.2k-fips 26 Jan 2017
init-pki complete; you may now create a CA or requests.
Your newly created PKI dir is: /usr/local/EasyRSA-3.0.5/pki
[root@izbp16cdvzk4ribfwjca03Z EasyRSA-3.0.5]#
```

[How To Install OpenVPN Server And Client With Easy-RSA 3 On CentOS 8](#)




File was found and ready to download!

UPDATED 14 HOURS AGO


Fastest Source: **usenet.nl**


Click the **download button** and select one of the found **cloud sources**.

6.4


  
2865 VIEWS


Download




 SECURE SCANNED

You need to [log in](#) before you can post comments.

  
Navigation

  
Registration

  
FAQ

---

CentOS Guides, Linux Guides, Free Software, \_planB, Squid, VSFTPD, Routing, RipV2 ... This is going to be an OpenVPN server, it will allow remote ... STEP 1 - install base system, disable SeLINUX, IPtables and upgrade ... Easy-rsa is no longer bundled with OpenVPN, so we need to ... STEP 3 - Configure Windows Client.. Linux Today - How to Install OpenVPN Server and Client with Easy-RSA 3 on CentOS 8 Dec 15, 2019, 14:00 (zero Talkback[s]) (Other tales ...

### 1. [how to install openvpn server and client with easy-rsa 3 on centos 7](#)

Here we'll install and configure OpenVPN on a CentOS 7 server. We'll also discuss how to connect a client to the server on Windows, OS X, and Linux. OpenVPN is an ... This will create a new directory on your server called easy-rsa-old-2.3.3 . Make a new ... How to Install Nginx on CentOS 8. Nginx is one .... download Access Server VPN for Centos. Launch on ... Creating configuration files for server and clients. ... The best candidates are subnets in the middle of the vast 10.0.0.0/8 netblock (for example 10.66.77.0/24). ... On \*NIX platforms you should look into using easy-rsa 3 instead; refer to its own documentation for details.. Jump to Setting up the Client - Now, create the config file, at vpn-client-01-config/client.ovpn . Be sure to change the remote line to point to your vpn server!. ICYMI: How to Install OpenVPN Server and Client with Easy-RSA 3 on CentOS 8.

## how to install openvpn server and client with easy-rsa 3 on centos 7

how to install openvpn server and client with easy-rsa 3 on centos 7, how to install openvpn server and client with easy-rsa 3 on centos 8 [Download IDM for android](#)

Registered: Dec 2005. Posts: 108,403. Rep: Reputation: 117. Lxer: How to Install OpenVPN Server and Client with Easy-RSA 3 on CentOS 8 .... In diesem Tutorial zeigen wir Ihnen Schritt für Schritt, wie Sie OpenVPN auf dem CentOS 8 Server installieren und konfigurieren. Wir werden die .... We will also show you how to generate clients certificates and create ... It implements OSI layer 2 or 3 secure network extension using the SSL/TLS protocol. ... Navigate to the EasyRSA directory on your OpenVPN server and ... Firewall on CentOS 8 · Configure Automatic Updates with yum-cron on CentOS 7. [When is a good time to get your iPhone fixed](#)

```
[root@iZbpl6cdvzk4ribfwjca03Z EasyRSA-3.0.5]# ./easyrsa init-pki
Note: using Easy-RSA configuration from: ./vars
Using SSL: openssl OpenSSL 1.0.2k-fips 26 Jan 2017
init-pki complete; you may now create a CA or requests.
Your newly created PKI dir is: /usr/local/EasyRSA-3.0.5/pki
[root@iZbpl6cdvzk4ribfwjca03Z EasyRSA-3.0.5]#
```

[BDRip \[Dublado\]](#)

[Eu Queria Ter a Sua Vida –](#)

### [Colombia goleo 4-0 a Ecuador en la segunda fecha del Conmebol Preolimpico 2020](#)

Install OpenVPN on CentOS 7.4 with Easy RSA 3 ... 3. 4. 5. 6. 7. 8. 9. 10. 11. 12. 13. 14. 15. 16. 17. 18. 19. 20. 21. 22. 23. 24. 25. 26. 27. 28 ... cp /usr/share/doc/openvpn-\*/sample/sample-config-files/server.conf /etc/openvpn ... max-clients 5 (optional can leave uncommented, I prefer to limit it for my needs).. Since the keys and certificates are needed by both VPN client and OpenVPN server, create a directory for storing them. But before that adjust few parameters in the ... [Macgo Mac Blu-ray Player Pro 3.3.16](#)

---

[PLEASE-Carry this Card \(because Ha...](#)

CentOS 8 Server; Root privileges. What we will do? Install OpenVPN and Easy-RSA; Configure Easy-RSA 3 Vars; Build OpenVPN Keys; Configure OpenVPN .... Install OpenVPN Server on RHEL / CentOS 8. There are two options of ... Finally, tell me your name for the client certificate. Please, use one word only, ... (1/4): pkcs11-helper-1.11-3.el7.x86\_64.rpm 34 kB/s | 56 kB 00:01 ... Using configuration from /etc/openvpn/easy-rsa/pki/safessl-easyrsa.cnf. Can't load .... how to install openvpn server and client with easy rsa 3 on centos 8 OpenVPN is an open-source application that allows you to create a secure .... How to Install OpenVPN Server and Client with Easy-RSA 3 on CentOS 8. Linux Tux. Dec 15, 2019, 14:00 (0 Talkback[s]) (Other stories by Muhammad Arul).. In this tutorial we explain how to install OpenVPN on CentOS Linux. ... CentOS 6: rpm -Uvh http://dl.fedoraproject.org/pub/epel/6/i386/epel-release-6-8.noarch.rpm ... Step 3: Generate OpenVPN key and certificates ... cd /etc/openvpn/easy-rsa/keys && cp dh2048.pem ca.crt server.crt server.key /etc/openvpn ... build-key client.. How to Install OpenVPN Server and Client with Easy-RSA 3 on CentOS 8 ... methods to step-by-step set up and configure OpenVPN on CentOS eight Server. 3d2ef5c2b0 [Angry birds: Stella APK](#)

3d2ef5c2b0

[Northwoods GoDiagram for WinForms 5.2.0.45 Retail](#)